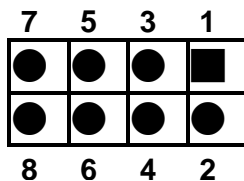


PE-13SD-R21

13-Slot PICMG 1.3 PCIe to PCI Bridge Backplane Ver. 2.1

1 USB1、USB2: External 4 Port USB Connectors From the Mainboard(System1)

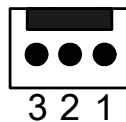
USB_A1、USB_A2: External 4 Port USB Connectors From the Mainboard(System2)



USB1、USB2			
PIN	DESCRIPTION	PIN	DESCRIPTION
1	VCC	2	GROUND
3	DATA-	4	DATA+
5	DATA+	6	DATA-
7	GROUND	8	VCC

2 FAN1、FAN2、FAN3、FAN4 : Fan Connector(System1)

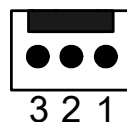
FAN_A1、FAN_A2、FAN_A3、FAN_A4 : Fan Connector (System2)



PIN	DESCRIPTION
1	Ground
2	+12V
3	NC

3 ATXCTL1 : Backplane to Mainboard ATX Power Control Connector(System1)

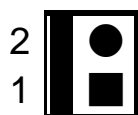
ATXCTL_A1 : Backplane to Mainboard ATX Power Control Connector(System2)



PIN	DESCRIPTION
1	GND
2	PSO#
3	5VSB

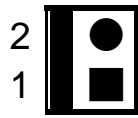
4 PWRBTN : External Power On Button(System1)

PWRBTN_A1 : External Power On Button(System2)



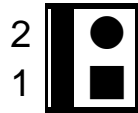
PIN	DESCRIPTION
1	GND
2	PWRBT#

- 5 **RESET : External Reset Button Connector(System1)**
RESET_A1 : External Reset Button Connector(System2)



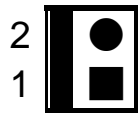
PIN	DESCRIPTION
1	GND
2	SHB_RST#

- 6 **PWRGD : External Power Good Connector(System1)**
PWRGD_A1 : External Power Good Connector(System2)



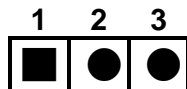
PIN	DESCRIPTION
1	GND
2	PWRGD

- 7 **SM-BUS : External System Management BUS Connector(System1)**
SM-BUS_A1 : External System Management BUS Connector(System2)



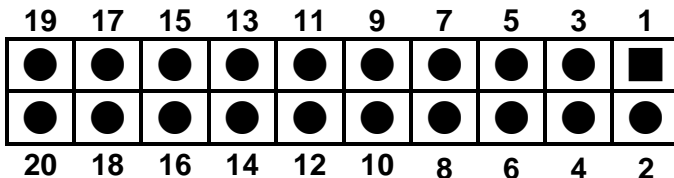
PIN	DESCRIPTION
1	SMDATA
2	SMBCLK

- 8 **CN1 : PCIE X16 SDVO Control Signal Pin(System1)**
CN_A1 : PCIE X16 SDVO Control Signal Pin(System2)



PIN	DESCRIPTION
1	EXP_EN
2	SDVO_CLK
3	SDVO_DAT

- 9 **IOPWR : The I/O Power Connector indicators for controlling your CPU board(System1)**
IOPWR_A1: The I/O Power Connector indicators for controlling your CPU board(System2)



PIN	DESCRIPTION	PIN	DESCRIPTION
1	GND	2	-12V
3	+12V	4	GND
5	IPMB_DA	6	5VSB
7	GND	8	GND
9	IPMB_CL	10	5VSB
11	+5V	12	PWRGD
13	SMDAT	14	SHB_RST#
15	5VSB	16	GND
17	SMCLK	18	PSOEN#
19	+3.3V	20	PWRBT#

10 PCI Routing table

SIGNAL	REQ#	GNT#	IDSEL	INTA#	INTB#	INTC#	INTD#
PIN No.	B18	A17	A26	A6	B7	A7	B8
PCI1 & PCI_A1	REQ0#	GNT0#	AD31	B	C	D	A
PCI2 & PCI_A2	REQ1#	GNT1#	AD30	C	D	A	B

